



### District Report Card: 2017


<b>State:</b> Telangana	<b>District:</b> Vikarabad
<b>Class:</b> 5	<b>Subject:</b> Language
<b>Schools:</b> 58	<b>Students:</b> 1020


### Participation/Coverage


#### Students

<b>GENDER</b> 	Boys		Girls	
	Number	%	Number	%
	486	47.65	534	52.35

<b>AREA</b> 	Rural		Urban	
	Number	%	Number	%
	843	82.65	177	17.35

<b>CATEGORY</b> 	SC		ST		OBC		GEN	
	Number	%	Number	%	Number	%	Number	%
	203	19.90	136	13.33	614	60.20	67	6.57

<b>CWSN</b> 	LD	VI	HI	S&LD	ID	Oth
	5	1	1	1	3	10

<b>Management</b> 	Government		Government-aided	
	Number	%	Number	%
	1012	99.22	8	0.78

### Average Performance of Students in Language (%)

Overall	Gender		Area		Management		Social Group			
	Male	Female	Rural	Urban	Govt.	Aided	SC	ST	OBC	GEN
55.76	55.95	55.58	56.66	51.45	55.85	44.17	52.61	56.96	56.84	52.94

## Performance on Learning Outcomes (LOs)

Learning Outcomes	Description	Average Performance(%)
L504	Reads and comprehends independently storybooks, news items/ headlines, advertisements etc.	56.04
L508	Reads text with comprehension, locates details and sequence of events	55.62

Range of Performance of Students who Answered Correctly							
Below 30%		30% - 50%		50% - 75%		Above 75%	
Number	%	Number	%	Number	%	Number	%
137	13.43	296	29.02	374	36.67	213	20.88

## Lowest Performing Learning Outcomes (LOs)

- 1 - Reads text with comprehension, locates details and sequence of events (55.62)
- 2 - Reads and comprehends independently storybooks, news items/ headlines, advertisements etc. (56.04)